



# K & 1st Grade Summer Reading

Summer 2018

## ASSIGNMENTS

### Throughout the Summer

1. Read, or be read to, a minimum of ten (10) books.
2. Send at least five (5) post cards to your new teacher (see page 5.)

### Due August 20-24

1. Complete two (2) projects & rubrics.
2. Complete Reading Log.

Table of Contents	
Summer Reading Assignment	2
Summer Reading Project	3
Making Connections	4
How to choose books in your reading level	4
Postcard Project	5
List of Book Titles	6 - 19
Reading Log	20 & 21



### Preventing Summer Slide

Research shows that students who do not read during the summer may experience a decrease in their reading level.

**HERE IS THE GREAT NEWS**  
*If students read, or are read to, for just twelve minutes a day or sixty minutes a week during the summer break, their reading level and ability can actually improve!*

Please help your child by finding creative ways to engage them. Use our strategies on page 4 to know how to help your child select text/books that are appropriate.

In this packet we have posted a list of summer reading projects for children to select from. You may choose from our extensive reading list or find your own.

### GREAT WEBSITES

- <http://www.storylineonline.net>
- <http://readtomelv.com>
- <http://en.childrenslibrary.org>
- <http://abcya.com>

### Scholastic Summer Challenge

Visit the Scholastic book site where students can log reading hours to win digital prizes, and help set a new world record for summer reading. There is a great section for parents too!

[www.scholastic.com/summer](http://www.scholastic.com/summer)

**The International Literacy Association (ILA)** is a global advocacy and membership organization of more than 300,000 literacy educators, researchers, and experts across 75 countries.

<https://www.literacyworldwide.org/get-resources/reading-lists>

### readwritethink.org


A great free source for reading and literacy resources.  
<http://www.readwritethink.org/parent-afterschool-resources/>

**K&1**

# K - 1st Grade Summer Reading Assignment

Today a reader,  
Tomorrow a  
leader

Incoming K and 1st grade students will be expected to read (in some cases read to) a minimum of ten (10) books and complete two (2) projects based on two (2) of their summer reading selections. Students will also be responsible for completing a self-evaluation reading assignment rubric (see sample below) upon completion of their project. These projects were created to promote creativity, engagement and fun with reading! Students will choose from a variety of projects. Both projects and rubrics will be due during the first week of school - AUGUST 20 - 24, 2018.



	<b>Great Job!</b> 4	<b>Good Work</b> 3	<b>Okay</b> 2	<b>Keep Working</b> 1
<b>Reading Text</b>	I read the entire book	I read most of the book	I read half of the book	I read less than half of the book
<b>Comprehension</b>	I used my reading strategies to comprehend my book.	I used some of my reading strategies to comprehend my book.	I used few of my reading strategies to comprehend my book.	I forgot to use my reading strategies to comprehend my book.
<b>Final Project</b>	My project is my very best work and I am proud of myself	My project is very good and I am pleased with my effort	My project is not my best effort and is done	My project is incomplete or not done

**K&1  
Summer  
Reading  
Assignment  
Rubric  
Self-Evaluation**

# Summer Reading Project Ideas

## Be Creative - Make Your Own Project Up

Choose a meaningful way to demonstrate that you read the book. A minimum of four specific references to the book/story are required.

**or choose one of these ideas...**


**Make a shadow box or diorama** displaying your favorite scene.

**Write a continuation of your story** What happens in the new 'next' chapter? This should be at least five sentences in length.

**Write a song** that tells about your story. You may sing your song with or without music. This song can be pop, country, rap – the choice is yours! Be prepared to perform this for the class or have someone video your performance and bring the data file for us to enjoy!



**Write a comic book** that tells about your favorite part of the books. The comic strip should have a minimum of six scenes or sections. Include comic-style illustrations in either black and white or color. Include dialogue bubbles too.



**Make a 3 minute video recording** with a reenactment of one of your favorite events from the story. You may use friends and family members as actors and actresses. Please copy the video onto a USB, or schedule a time for your parent to bring their device and necessary cables for viewing.



**Write a new ending** for your story. This new ending should be at least five sentences in length.

**Create a life-size portrait** of one of the



characters from your book. The portrait should include a written piece that tells about the character. The piece should also include information about events, traits, or conflicts in the book that involve the character.

## Quick Tips to Promote Reading

- ◆ Schedule weekly trips to the public library
- ◆ Let your child pick reading material that is of interest to them
- ◆ Read together with your child
- ◆ Attend story hours, readings and plays offered at your local library or bookstore
- ◆ Encourage your child to read in bed. Consider letting your child stay up late if they read in bed
- ◆ Be a model: Read, read, read in front of your child

## Making Connections

Using text connections can help your child's reading comprehension improve as they relate text read into 3 categories: Text-to self, text-to-text, and text-to world. It's a simple skill that takes just a few minutes to stop, think, and reflect on. Below are some sample questions you can ask you child about their reading endeavors.



Text –to– Self

- Does this book remind you of something that has happened to you before?
- Can you make a connection between one of the characters and yourself?
- How can you relate to this text?



Text –to– Text

- What happened in this book that reminds you of something that happened in another book?
- How is this book alike or different from the book you previously read?
- Does this remind you of a character from another book?



Text –to– World

- Does this book remind you of any world holidays you celebrate?
- Does this remind you of anything that is currently happening in our world today or in the past?
- Can you think of a place where this might happen?

## Give Me Five!

Helping your child select a “just right” book is very simple. To encourage youngsters to read it is important that they select books that are of interest to them and that they don't encounter a level of reading frustration because the text is too difficult. A smart way to guide your child in proper book selections is to incorporate the “5 Finger Rule”. First, have your child choose a book they have an interest in reading. Next, open the book to a random page and have your child read aloud or whisper read the first few lines of the page. Listen carefully and ask your child to hold up one finger for each word that they do not know or stumble upon. If your child holds up 5 fingers before reaching the end of the page that is a sign that the book is too difficult. Holding up 1 finger or none signifies the text may be too easy.

The magic number to look for is 2 fingers.

### FIVE FINGER RULE



May be too easy



Just right!



A little hard, but could be fun to read




Difficult to read – Try reading with parents or friends



Too difficult for now - save it for next year

## Send Postcards to Teachers (complete 5)

<p>Dear [Add Teacher's Name]</p> <p>I am having a wonderful time on vacation visiting new places. We have been to the zoo, the beach, and I have time to read every night before dinner.</p> <p>I just finished reading [Add book title and author].</p> <p>It was a great book and I loved it! My favorite part of the story was when _____ because it reminded me of _____.</p> <p>See you soon! Your friend,</p>	 <p>[Teacher's Name]</p> <p><b>c/o Miami Shores Presbyterian Church School</b></p> <p><b>602 NE 96<sup>th</sup> Street Miami Shores, FL 33138</b></p> <hr/>
---	--

### How to Participate in Postcards to Teachers:

- During the summer send picture postcards or make your own. You can either mail it or drop it off at the above address. Last minute postcards can be brought to school on Meet My Teacher day - August 17. Postcards must be received prior to August 24.
- Send one postcard for each book read. The more books read, the more postcards can be sent.
- Include the book title, author's name, and your first and last name.
- Write a short description of what you liked about the book and how you are enjoying the summer vacation. Children can write it or dictate it and an adult can write it. (*see example above*)
- All postcards received over the summer will be displayed during Back-to-School Night and in the main office for visitors to view.